

PULL OUT FLAT SCREEN WALL MOUNT WITH TILT & SWIVEL

B-Tech Elements products offer the core traits that B-Tech is known for: exceptional build quality, strength, and reliability, without some of the premium features typically reserved for our flagship mounts. Designed for large screens, the **BT8443** is a pull-out flat screen wall mount with extendable arms that allow the display to swivel and tilt at various angles, which is ideal for recess mounting, optimising the viewing angle and allowing ease of access for servicing. Capable of supporting displays of up to 35kg, the mount includes a universal interface compatible with VESA patterns up to 650 x 400mm and offers built-in lateral adjustment.

SPECIFICATIONS

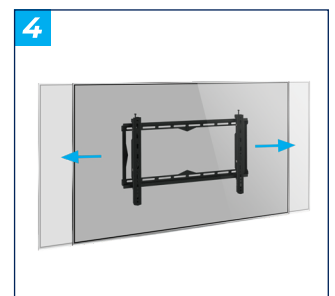

Recommended screen size	up to 75"
Max load	35kg
Dimensions	W: 686mm H: 444mm D: 69mm
VESA® & non-VESA fixing patterns	up to 650 x 400mm
Tilt	+12/-2°
Swivel	28°
Distance from wall	Min: 69mm - Max: 220mm

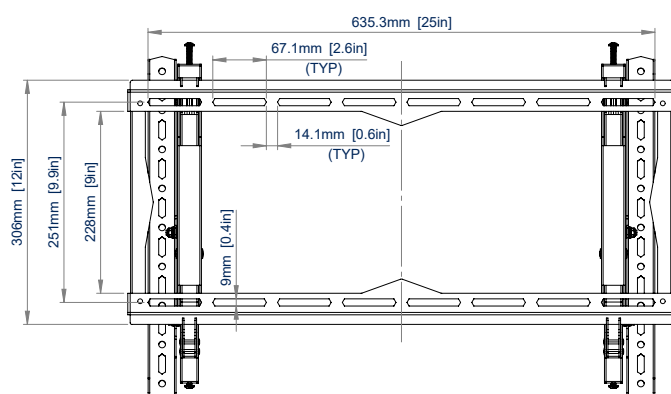
FEATURES

- 1 Extendable mount pulls out from the wall for ease of access for servicing
 - 2 Tool-less tilt and swivel
 - 3 Suitable for recess mounting
 - 4 Lateral adjustment of the screen once mounted
- Levelling screws allow adjustment of screen height
 - Open wall plate design keeps electrical outlets unobstructed
 - Mounts just 69mm from the wall when the arms are retracted
 - Safety screws help prevent unauthorised removal of the screen
 - Simple 'hook-on' installation with all mounting hardware included

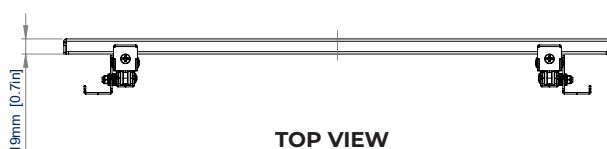


RECOMMENDED MAX SCREEN	MAX LOAD	MAX VESA	POST INSTALL ALIGNMENT	TILT	SWIVEL	
75" 190cm	35kg	600 x 400		 -2° 12°	 28°	

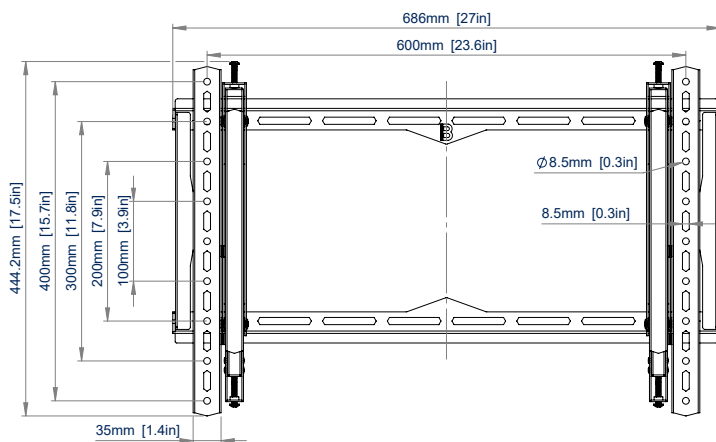




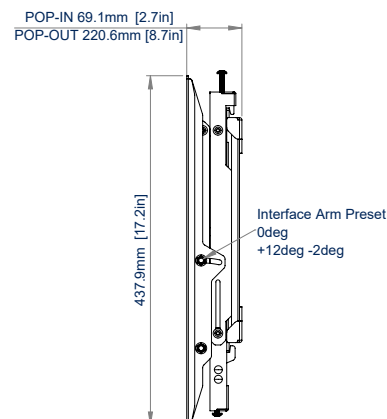
REAR VIEW



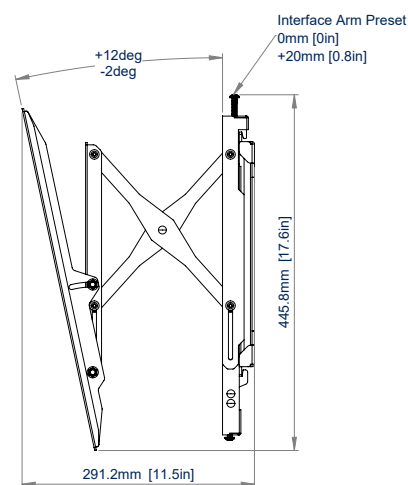
TOP VIEW



FRONT VIEW



SIDE VIEW
RETRACTED



SIDE VIEW
EXTENDED

ORDERING INFORMATION

COLOUR	ORDER REF	EAN
Black	BT8443/B	5019318308994

RELATED PRODUCTS

PRODUCT CODE	NAME	DESCRIPTION
BT9910	XL Heavy Duty Wall Mount With Tilt	Designed to mount screens up to 100" and 130kg
BT8312	Slimline Soft-Open Full Service Wall Mount	Designed for low profile installs on walls or mounting in recesses
BT8442	Universal Flat Screen Wall Mount	Designed to mount screens up to 80" and 80kg
BT8432	Flat Screen Wall Mount with Tilt	Designed to mount screens up to 80" and 70kg