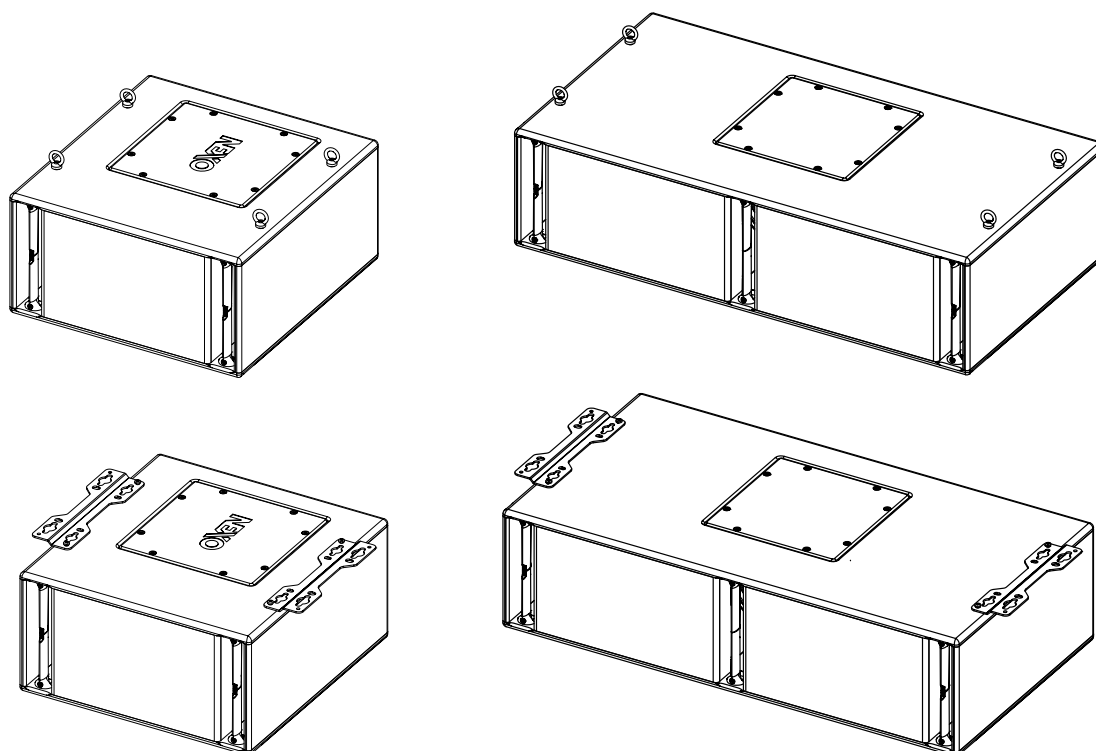
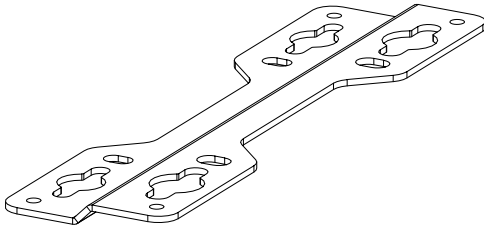



Rigging Kit for ID110i – IDS110t – IDS210i – IDS210t



Contents:

<p>X2</p> 	<p>X4 M6x25 (thread lock coated)</p> 	<p>X4 M6x25 (thread lock coated)</p> 
--	--	--

Weight: 1.2 kg / 2.65 lb



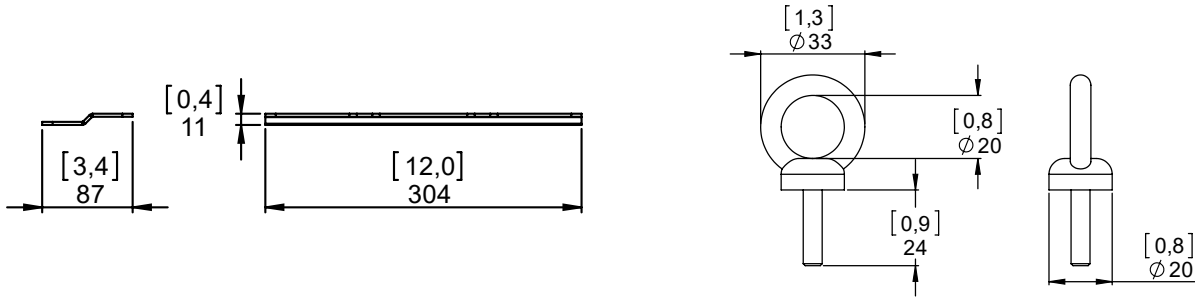
nexo-sa.com

ZA du Pre de la Dame Jeanne
60128 PLAILLY - France

- Read this document before using.
- Keep this document.
- Observe all warnings and cautions.



Dimensions:



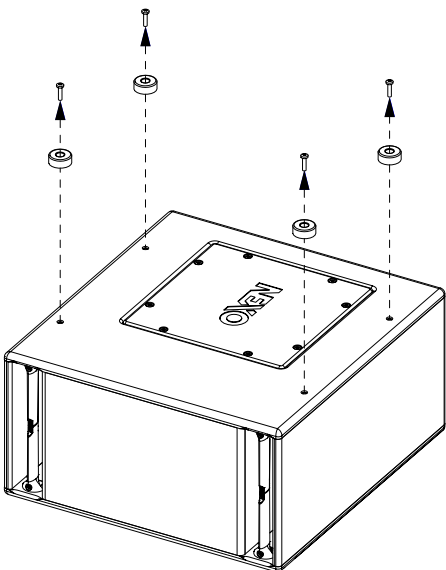
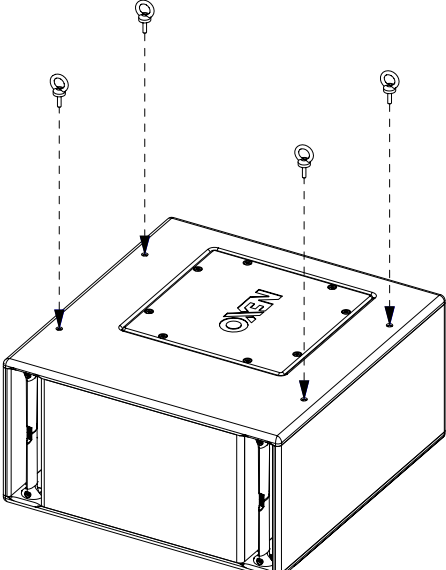
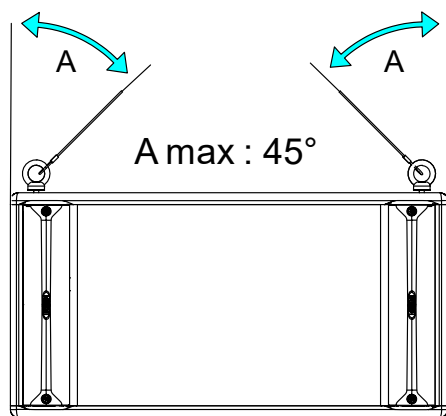
Installation:

<p>For wall fixation, you have the choice between M8 and M10 (return the deck).</p>	<p>Diagram showing the M8 fixing holes. The distance between the holes is 200 mm, and the hole diameter is 7.9 mm.</p> <p>Fixing Holes M8</p>	<p>Diagram showing the M10 fixing holes. The distance between the holes is 200 mm, and the hole diameter is 7.9 mm.</p> <p>Fixing Holes M10</p>
---	---	---

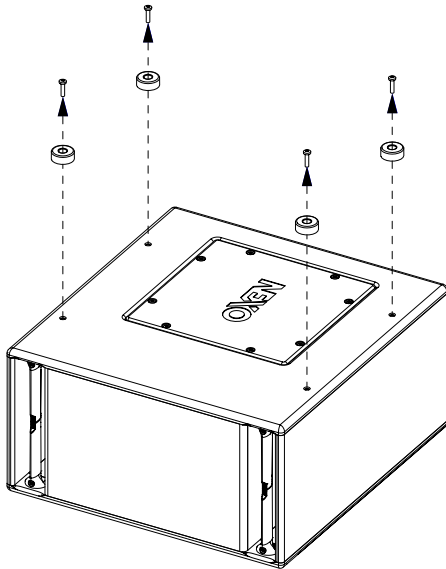
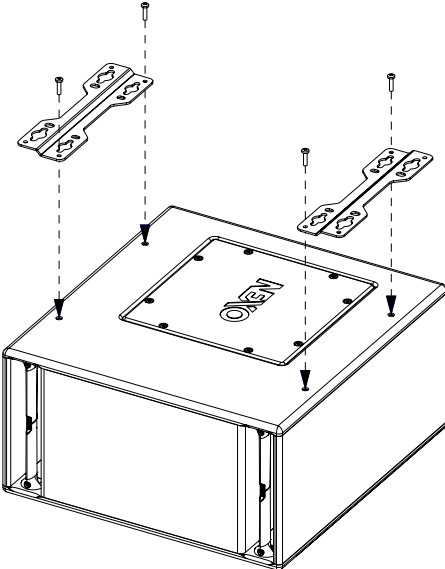
Spacing of drilling with ID110i – IDS110t.	Spacing of drilling with ID210i – IDS210t.
<p>Diagram showing the spacing of drilling for ID110i – IDS110t. The total width is 575 mm (22.6 mm). The distance between the holes is 149 mm (5.9 mm). The hole diameter is 7.9 mm. The distance from the edge to the hole is 201 mm (7.9 mm). The hole diameter is 200 mm (7.9 mm).</p>	<p>Diagram showing the spacing of drilling for ID210i – IDS210t. The total width is 1100 mm (43.3 mm). The distance between the holes is 149 mm (5.9 mm). The hole diameter is 7.9 mm. The distance from the edge to the hole is 201 mm (7.9 mm). The hole diameter is 200 mm (7.9 mm).</p>

Use:

- With Lift Ring.

Remove the 4 skids (Tx30).	Screw the Lift Ring instead of the skids.	Angle max with sling.
		

- With Wall Plate.

Remove the 4 skids (Tx30).	Screw (10mm wrench) the SWM01 instead of the skids.
	



Use only fasteners and screws provided by NEXO.

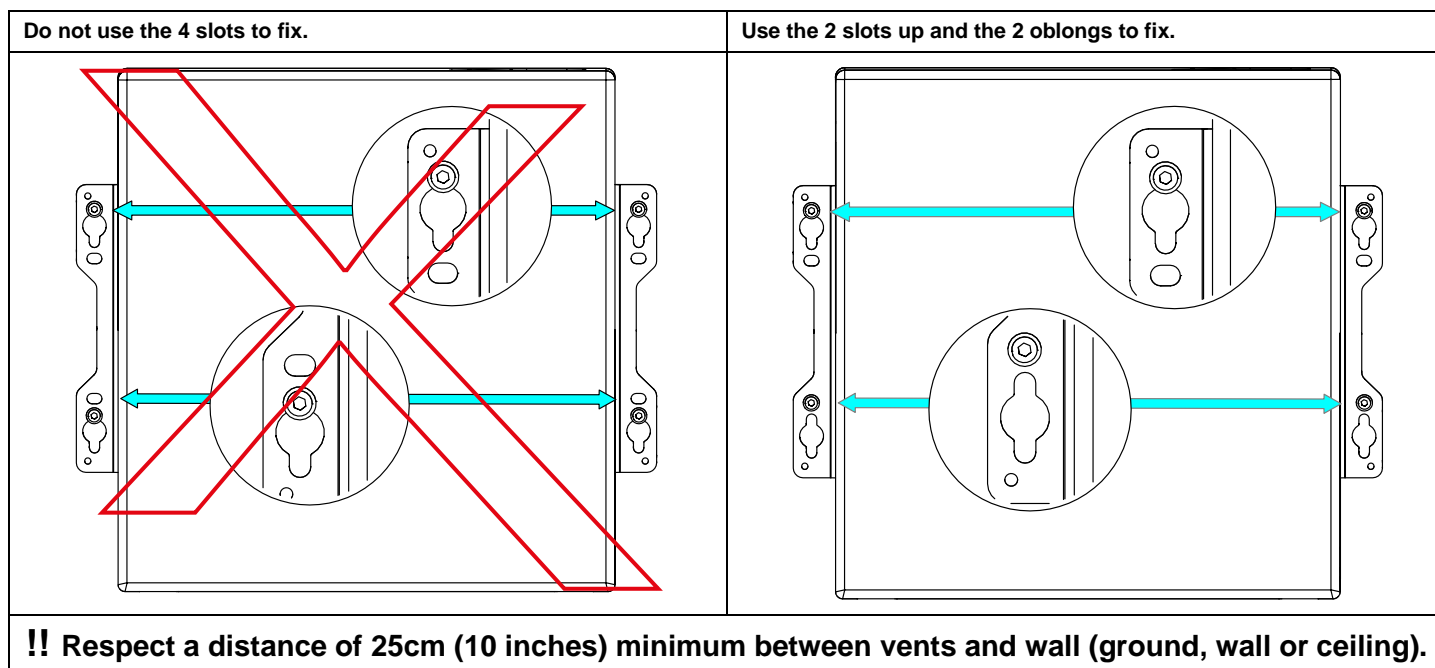
NEXO

nexo-sa.com

ZA du Pre de la Dame Jeanne
60128 PLAILLY - France

- Read this document before using.
- Keep this document.
- Observe all warnings and cautions.





- **NEXO** cannot accept responsibility for accidents caused by any factor other than defects in this product itself.
- Please check the web site www.nexo-sa.com for the latest update.

NEXO

nexo-sa.com

ZA du Pre de la Dame Jeanne
60128 PLAILLY - France

- Read this document before using.
- Keep this document.
- Observe all warnings and cautions.

