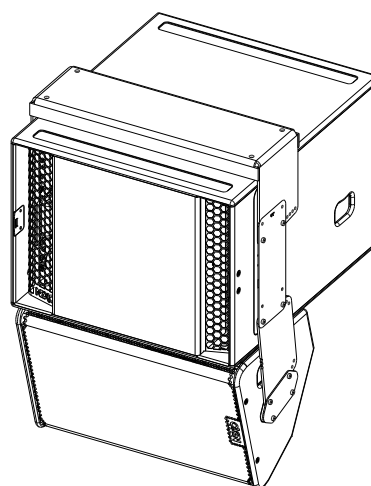
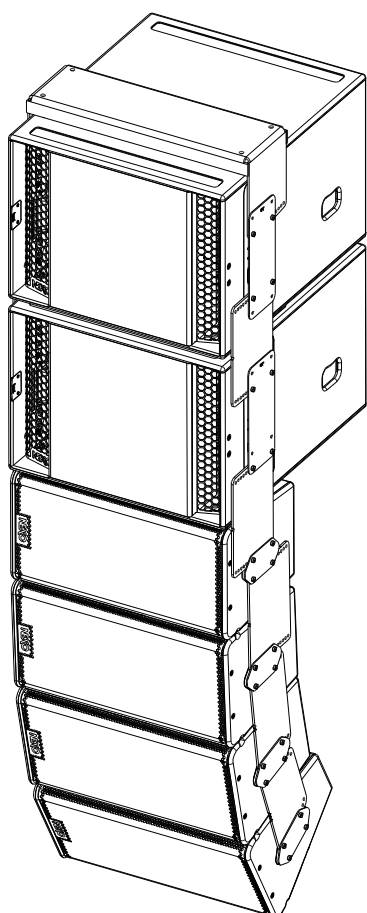

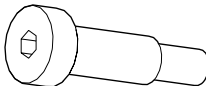


Mounting Plate for LS18

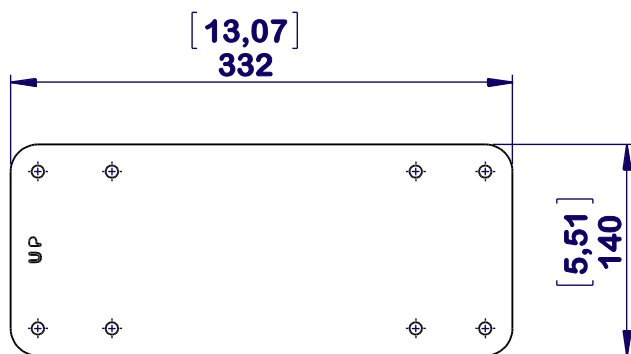


Contents:

<p>X2</p> 	<p>X8 (D8x20 M6)</p> 
--	--

Weight: 2.5 kg / 5.5 lb

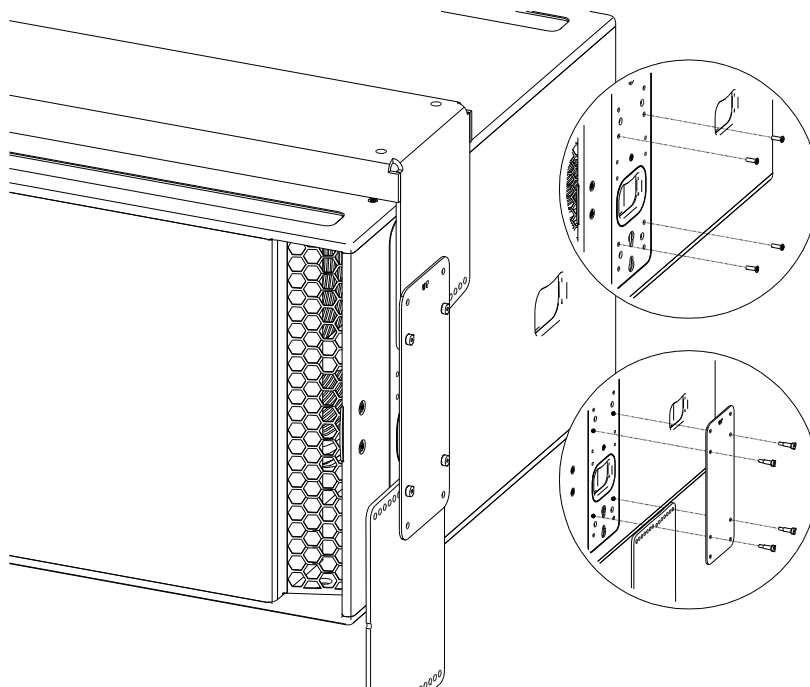
Dimensions:



Assembly:

- 1) Remove the 4 Torx screws.
- 2) Insert GPI-BUMPER (and/or ANPL series), LSI-CPLA, and tighten.

Tightening torque: 5 N.m



Warning: *Use only provided screws (thread lock coated or use Loctite 243).*

- NEXO cannot accept responsibility for accidents caused by any factor other than defects in this product itself.
- Please check the web site nexo-sa.com for the latest update.

NEXO

nexo-sa.com

ZA du Pre de la Dame Jeanne
60128 PLAILLY - France

- Read this document before using.
- Keep this document.
- Observe all warnings and cautions.

