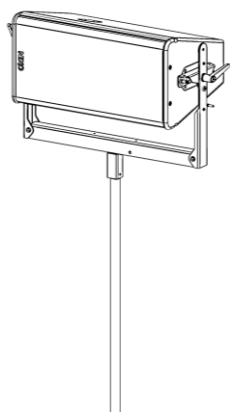
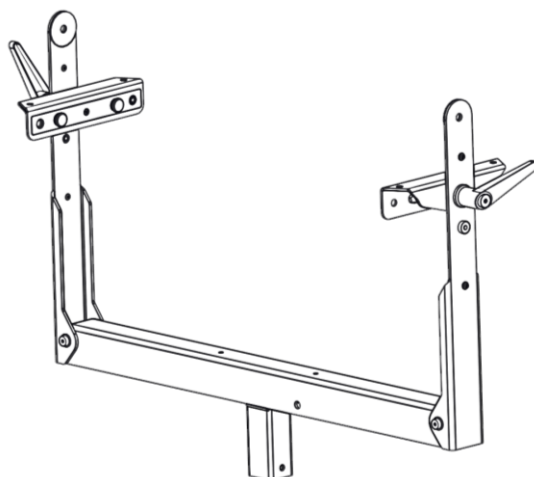
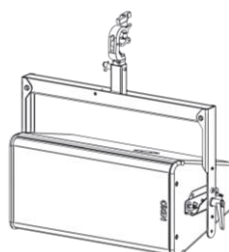


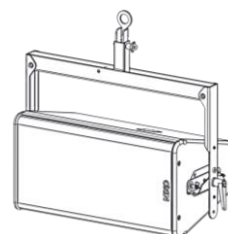
Pole Stand Bracket for 1x GEOS12



GPT-SSBRK + VNT-STDPS



GPT-SSBRK + VNT-TCBRK



GPT-SSBRK + VNT-XHBRK

Contents:

x2 Side Part	x1 Yoke	x2	x2 Plastic Washer

Weight: 7.5 kg / 16.5 lb

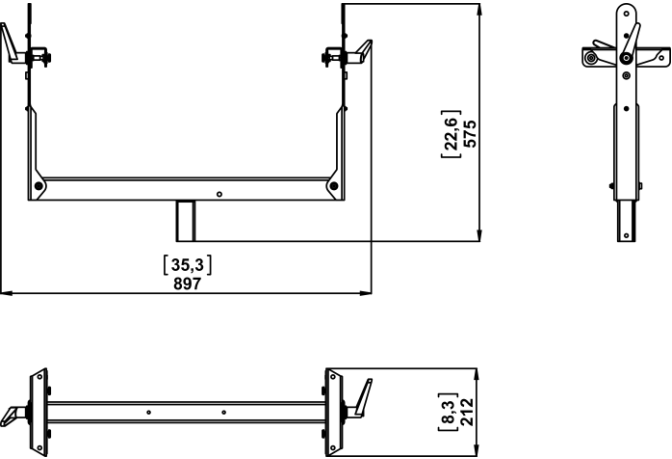
NEXO

nexo-sa.com
ZA du Pre de la Dame Jeanne
60128 PLAILLY - France

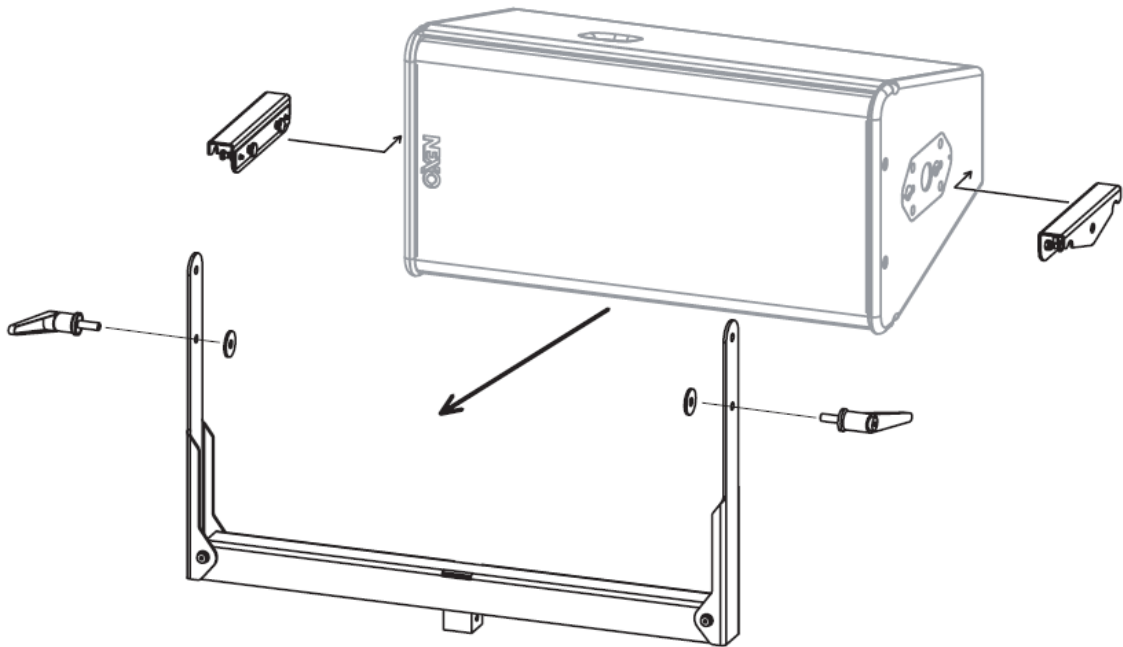
- Read this document before using.
- Keep this document.
- Observe all warnings and cautions.



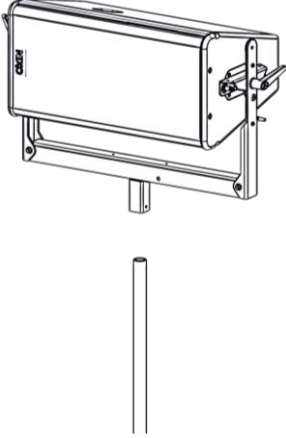
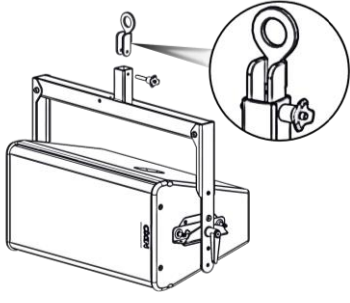
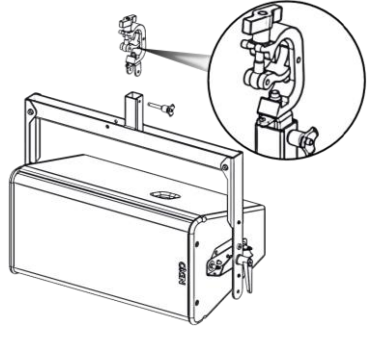
Dimensions:



Procedure of Assembly



Slide side parts into GEO S12 connecting plate oblong holes.	Lock safety pins into GEO S12 connecting plate.	Screw 2 levers, with Plastic washers.

SSBRK with wind up	SSBRK with XHBRK	SSBRK with TCBRK
		

WARNING:

- Wind Up stand must be rated for assembly weight (50kg rated load min).
- Wind Up stand must always be installed on a horizontal surface.
- Stand height and footprint must be defined to prevent assembly from collapsing.
- Ensure that public is not allowed within a safety area within a radius that is equal or higher than the assembly height.

- NEXO cannot accept responsibility for accidents caused by any factor other than defects in this product itself.
- Please check the web site nexo-sa.com for the latest update.

NEXO

nexo-sa.com
ZA du Pre de la Dame Jeanne
60128 PLAILLY - France

- Read this document before using.
- Keep this document.
- Observe all warnings and cautions.

