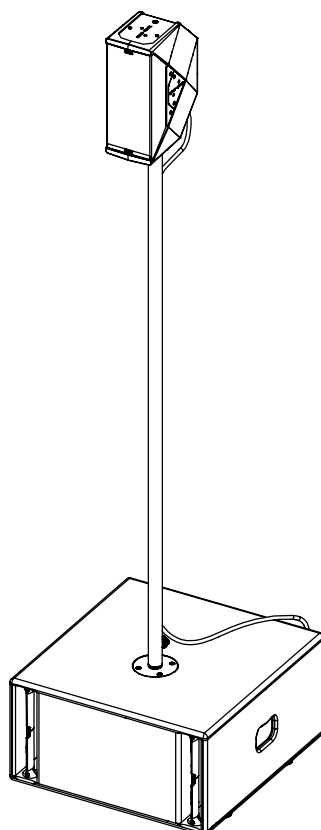
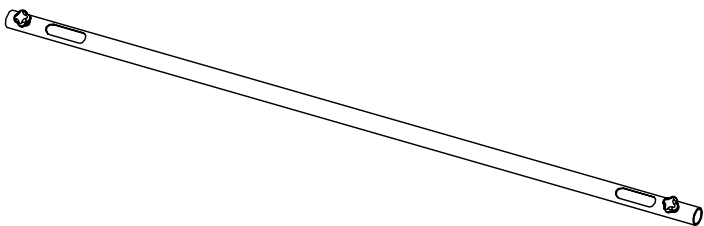




Distance Rod for ID24

Ø32mm x 1400mm




Content

 <p>X1</p>	 <p>X1 (M20)</p>	 <p>X1 (M10)</p>
--	--	---

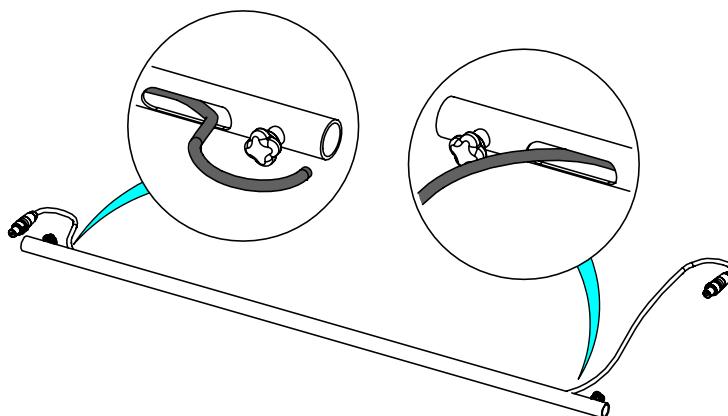
Weight: 3.3 kg / 7.3 lb

Dimensions:



Placement of the wire:

We recommend using a cable with 2x 1.5mm² (AWG15) section, length 2.3m (7.5 feet)
Feed the cable through the openings in the distance rod.
Then cable the SpeakON (2+/2-).



Assembly:

Place adapter M20 on the Sub, and adapter M10 on ID24. Screw by hand without tools.	Place distance rod, tighten the two clamping knobs

ENSURE THAT AUDIENCE IS NOT ALLOWED WITHIN A SAFETY AREA WICH RADIUS IS EQUAL OR HIGHER THAN ASSEMBLY HEIGHT

- NEXO cannot accept responsibility for accidents caused by any factor other than defects in this product itself.
- Please check the web site nexo-sa.com for the latest update.

NEXO

nexo-sa.com

ZA du Pre de la Dame Jeanne
60128 PLAILLY - France

- Read this document before using.
- Keep this document.
- Observe all warnings and cautions.

