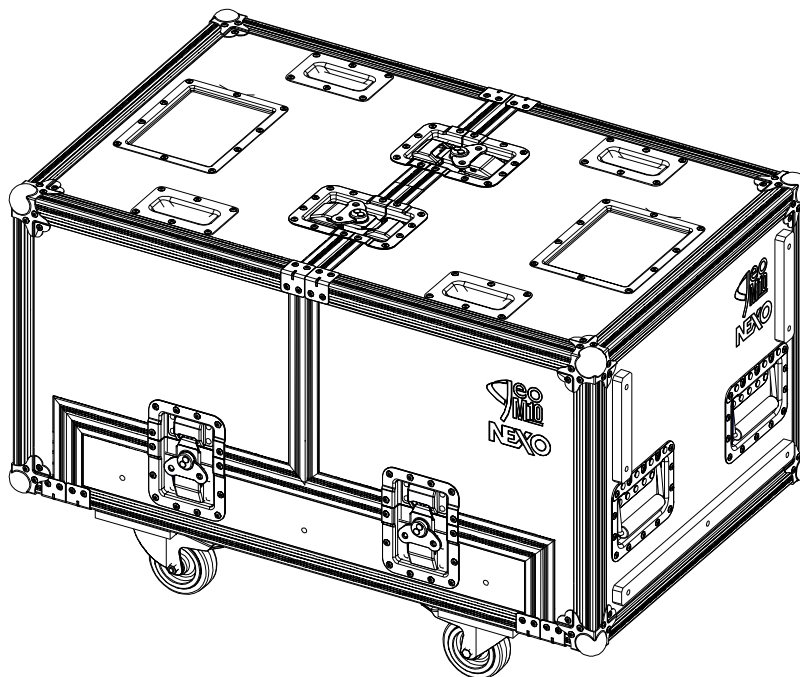


GMT-3CASEM10

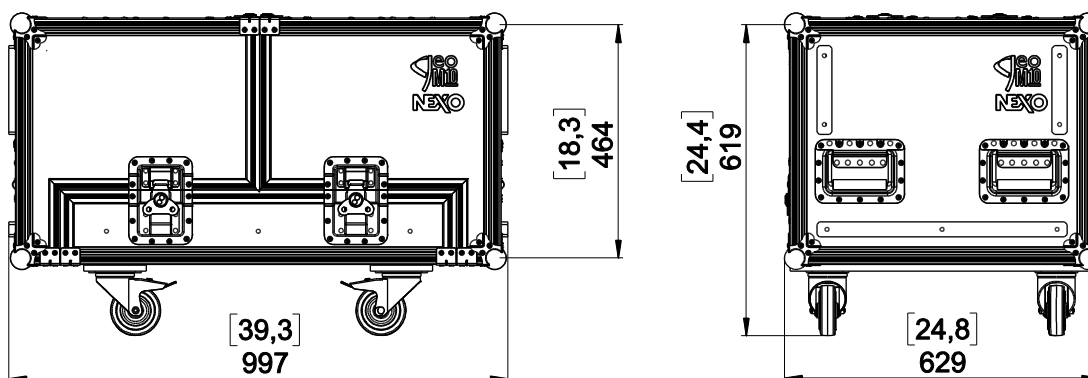
DP2254 – 01a - DI



Flight Case For 3x GEOM10



Dimensions:



Weight: 40 kg / 88 lb



nexo-sa.com

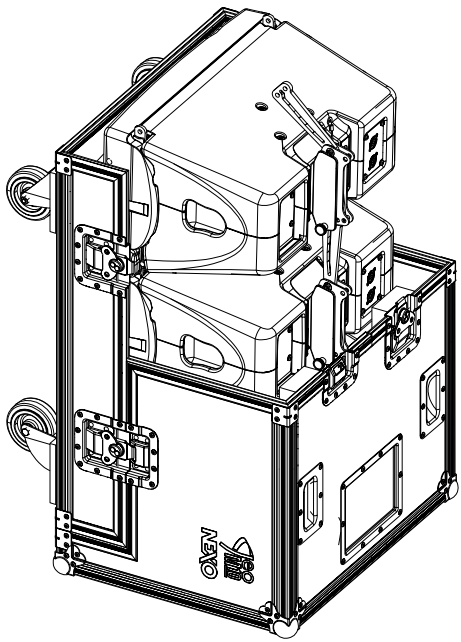
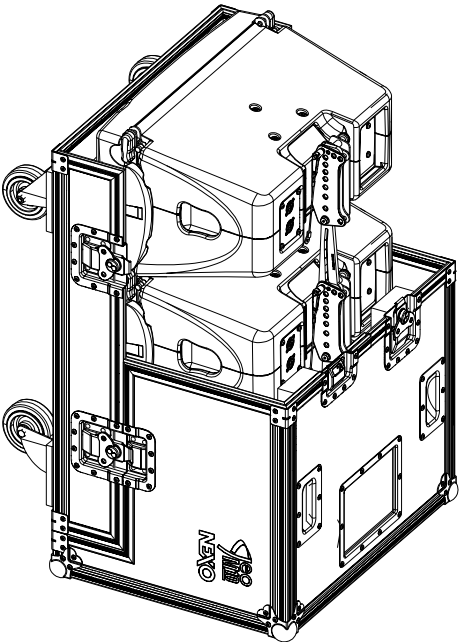
ZA du Pre de la Dame Jeanne
60128 PLAILLY - France

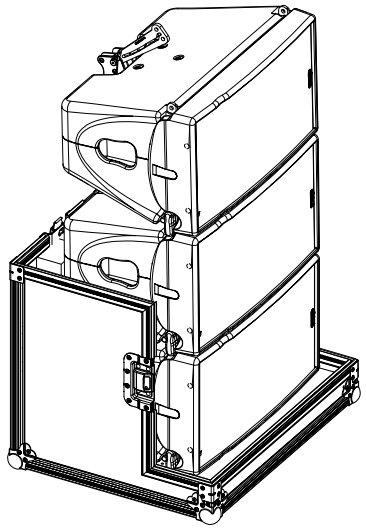
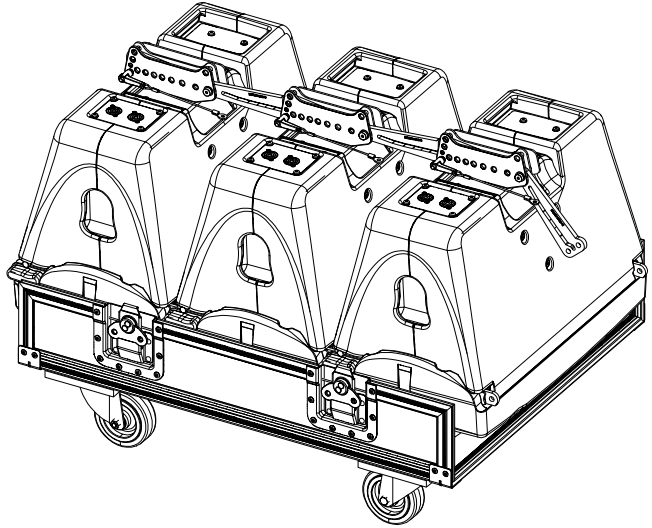
- Read this document before using.
- Keep this document.
- Observe all warnings and cautions.



Use:

- Put back up the flight
- Open the 'L' cover
- Mounting the Bumper (GMT-LBUMPM10 / VNT-BUMPM10) and if necessary the extension bar (GMT-EXBARM10L / VNT-EXBARM10)

HF on the left	HF on the right
<p>Take out GEOM10 link bar; Place the Bumper; Front: lock with quick release pins; Adjust the angle with the Bumper link bar;</p>	<p>AutoRig™ in Autolock™ status; Place the Bumper; Check that it is properly engaged; Adjust the angle with Bumper link bar;</p>
	

Remove the wheel board to change the flanges	Easy access to the connectors
	

- NEXO cannot accept responsibility for accidents caused by any factor other than defects in this product itself.
- Please check the web site www.nexo-sa.com for the latest update.

NEXO

nexo-sa.com

ZA du Pre de la Dame Jeanne
60128 PLAILLY - France

- Read this document before using.
- Keep this document.
- Observe all warnings and cautions.

