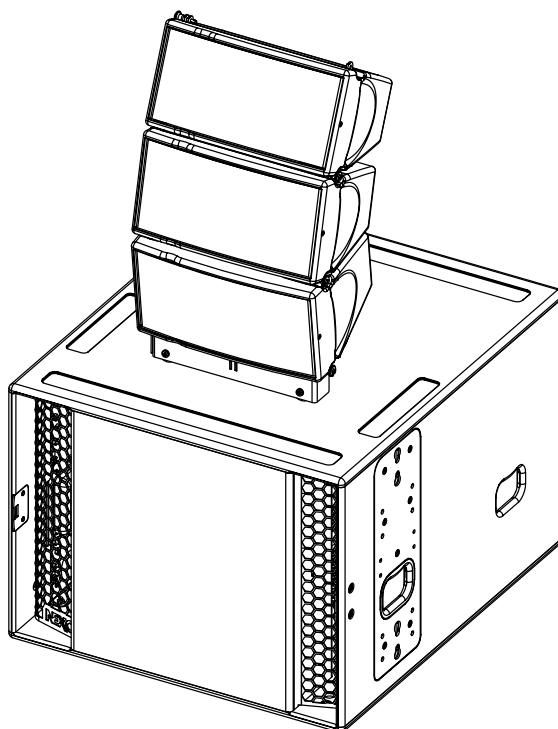
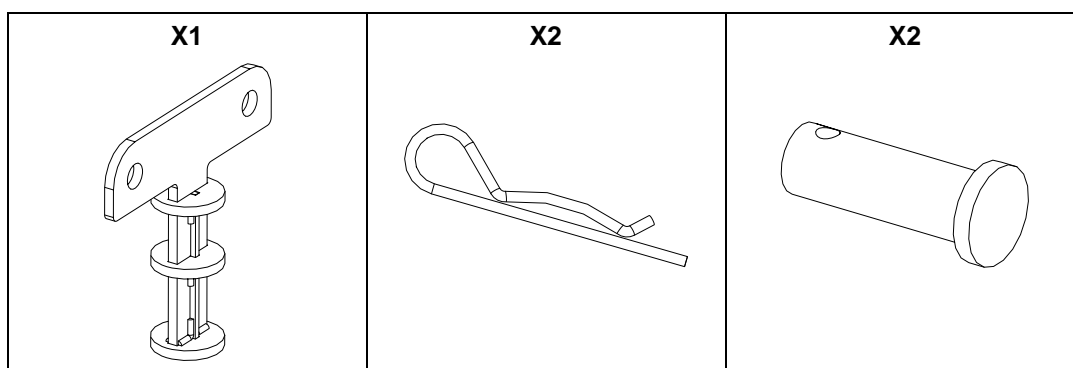


Sub Adapter GEOM6

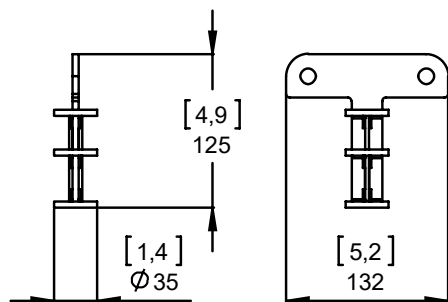


Contents:



Weight: 0.5 kg / 1.1 lb

Dimensions:



Use:

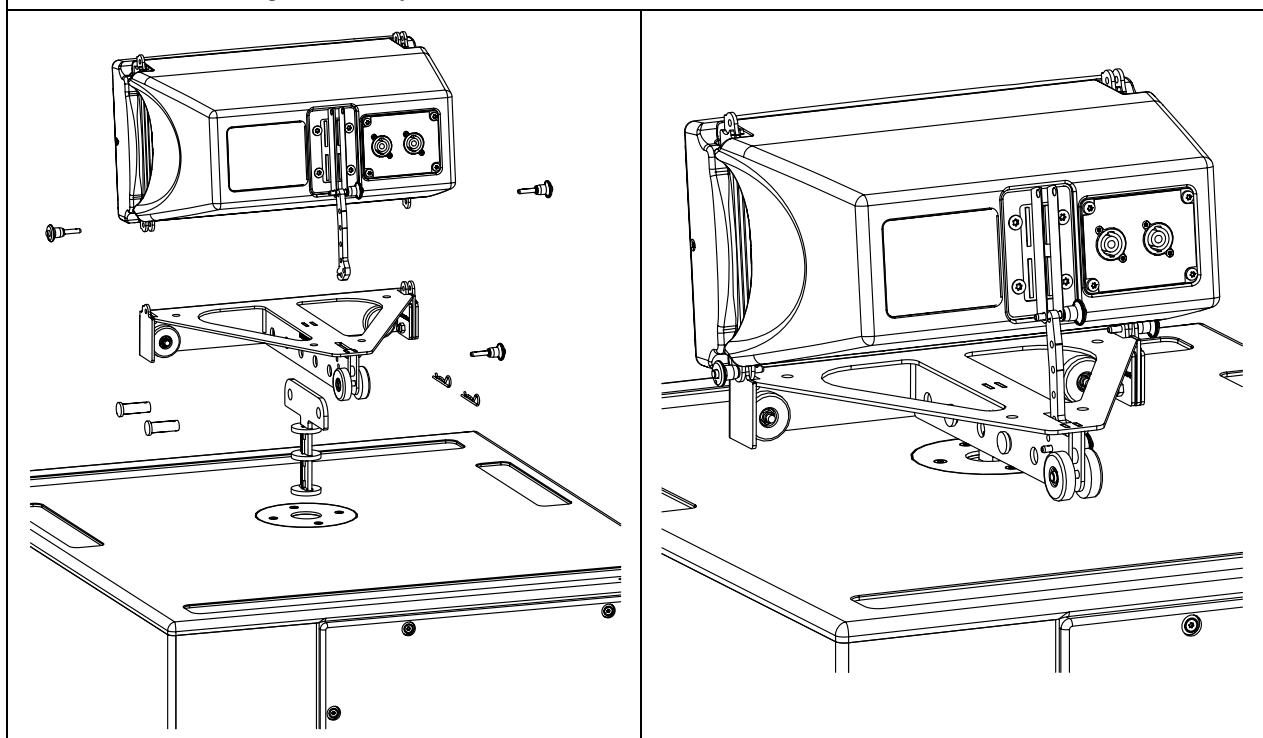
Connect GMT-BPADPT-2 to GMT-BUMPER using provided clevis pin; secure pin with “R” clip.

WARNING: Positioning only with “B” – “D” on GMT-BUMPER

Stack GMT-BUMPER on top of LS18 by inserting GMT-BPADPT-2 into LS18 pole mount hole.

Connect bottom cabinet to GMT-BUMPER at required vertical angle with VXT-BL515 (or GMI-BNFIIX).

Note: bottom cabinet angle can be adjusted from -7° to 0° in relation to LS18.



WARNING: GMT-BPADPT-2 is rated for a maximum of 6x GEOM6

IMPORTANT

Ensure all pins (VXT-BL515 or GMI-BNFIIX) are properly locked
Check NS-1 for mechanical Safety Working Load

- NEXO cannot accept responsibility for accidents caused by any factor other than defects in this product itself.
- Please check the web site nexo-sa.com for the latest update.

NEXO

nexo-sa.com

ZA du Pre de la Dame Jeanne
60128 PLAILLY - France

- Read this document before using.
- Keep this document.
- Observe all warnings and cautions.

